

Half Full 1

LDH 210A7 _

Technical description

LED fitting for recessed wall. Body in die cast aluminium. Prismatic glass diffuser with high luminous efficiency.

This fitting is equipped with integrated LED modules.

Body in die-cast aluminium according to the regulations UNI 5076 EN - AB 46100. Prismatic glass diffuser. Thermoplastic formwork included LED light source and colour temperature (3000K).

High coefficient of rendering >80CRI.

Supply

Driver included.

Input voltage 220-240 V AC/50-60Hz

Temperature -20° +40°

Life 25000h / 25°

Installation

Recessed wall.

Size (mm)

155 x 55 x 115

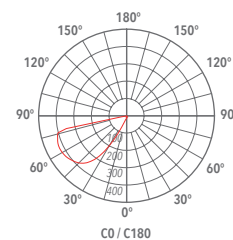
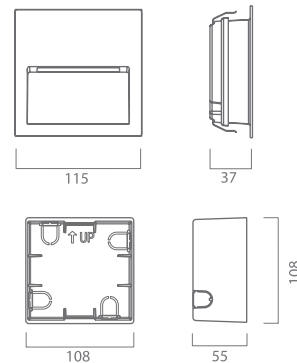

Colour

White ☐ 1 Grey ☒ 2 Dark grey ☒ 4



IP54

Code	Source	Power	Luminous Flux	Temperature	CRI	Beams	Colour
LDH 210A7 1	LED	3 W	250 lm	3000 K	>80	30°	White
LDH 210A7 2	LED	3 W	250 lm	3000 K	>80	30°	Grey
LDH 210A7 4	LED	3 W	250 lm	3000 K	>80	30°	Dark grey



Accessories



Fast connector IP
L93 043000