

Product Name

# Evo L

(External driver)

Technical description

Body in die-cast aluminum alloy UNI EN 1706 (Low copper content) painted polyester powder. Supplied with a galvanised steel bracket and goniometer with anti-rotation block. Stainless steel screws AISI 304. Silicone gaskets. On request, tempered glass sodium-calcium type, 5 mm thickness, 91% transparency.  
LED light source (lumileds), colour temperature (4000 K Neutral White).  
High coefficient of performance chromatic CRI≥70. Optic in optical PC.

Supply

External driver (available in dimmable or DALI versions).  
Voltage 220-240V AC 50/60Hz.  
Temperature -40° +45°

Installation

Wall and ceiling

Applications

Commercial areas, Industrial areas, Sport facilities, Assembling areas

Size (mm)

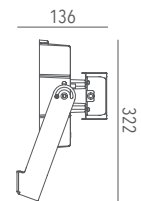
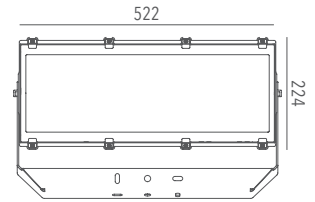
522 x 322 x 136

Colour

Dark grey 4

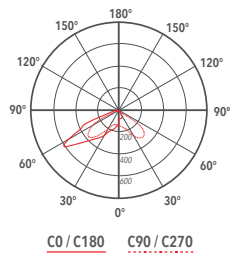
Decay of the luminous flux

≥100.000 hr L85B15



▶▶ Top surface 0,11 m<sup>2</sup>

▶▶ Side surface 0,02 m<sup>2</sup>



Code	Source	Power	Lm (Output)	Lm (Tc=25°)	Temperature	CRI	Beams	Colour	Control
<b>LOEVL4ASBBL40300</b>	LED	300 W	44352 lm	57000 lm	4000 K	≥70	SB	Dark grey	-
<b>LOEVL4ASBDI40300</b>	LED	300 W	44352 lm	57000 lm	4000 K	≥70	SB	Dark grey	Dimmer
<b>LOEVL4ASBDA40300</b>	LED	300 W	44352 lm	57000 lm	4000 K	≥70	SB	Dark grey	DALI

Accessories



Junction box kit  
LKITA00000100021



Laser pointer support kit  
LKITA00000000093



Fast connector IP 2 poles  
LKITA00000000017



Fast connector IP 3 poles  
LKITA00000000003

LANZINI indicates the luminous flux of the luminaire in the catalogs with a tolerance of ± 10% respect to the indicated value. The total W indicates the total power absorbed by the LED + power supply system that does not exceed 10% of the indicated value.