

Product Name

Evo L

(External driver)

Technical description

Body in die-cast aluminum alloy UNI EN 1706 (Low copper content) painted polyester powder. Supplied with a galvanised steel bracket and goniometer with anti-rotation block. Stainless steel screws AISI 304. Silicone gaskets. On request, tempered glass sodium-calcium type, 5 mm thickness, 91% transparency.
LED light source (lumileds), colour temperature (4000 K Neutral White).
High coefficient of performance chromatic CRI≥70. Optic in optical PC.

Supply

External driver (available in dimmable or DALI versions).
Voltage 220-240V AC 50/60Hz.
Temperature -40° +45°

Installation

Wall and ceiling

Applications

Commercial areas, Industrial areas, Sport facilities, Assembling areas

Size (mm)

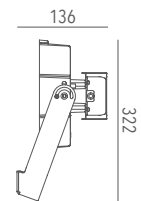
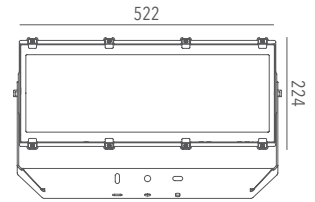
522 x 322 x 136

Colour

Dark grey 4

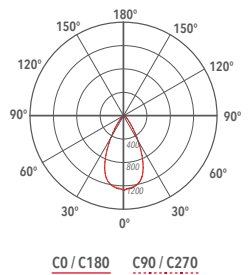
Decay of the luminous flux

≥100.000 hr L85B15



▶ Top surface 0,11 m²

▶ Side surface 0,02 m²



Code	Source	Power	Lm (Output)	Lm (Tc=25°)	Temperature	CRI	Beams	Colour	Control
LOEVL4A60BL40300	LED	300 W	44122 lm	54900 lm	4000 K	≥70	60°	Dark grey	-
LOEVL4A60DI40300	LED	300 W	44122 lm	54900 lm	4000 K	≥70	60°	Dark grey	Dimmer
LOEVL4A60DA40300	LED	300 W	44122 lm	54900 lm	4000 K	≥70	60°	Dark grey	DALI

Accessories



Junction box kit
LKITA00000100021



Laser pointer support kit
LKITA00000000093



Fast connector IP 2 poles
LKITA00000000017



Fast connector IP 3 poles
LKITA00000000003

LANZINI indicates the luminous flux of the luminaire in the catalogs with a tolerance of ± 10% respect to the indicated value. The total W indicates the total power absorbed by the LED + power supply system that does not exceed 10% of the indicated value.