

Product Name

# T1

(External driver)

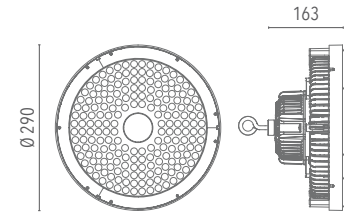
Technical description

T1 circular shaped LED suspension and clean design. Corresponds to the perfect identikit of the next generation lighting fitting to replace traditional ones. Body in die cast aluminum alloy UNI EN 1706 (Low copper content) painted with polyester powder and stainless steel eye-bolt. Available on request, tempered glass of sodium calcic type, thickness 4mm, 91% transparency and IK07 with silicone gaskets, galvanized steel bracket painted with polyester powder, goniometer in technopolymer. Screws made of AISI 304 stainless steel. LED light source (lumileds), colour temperature (4000 K Neutral White). High coefficient of performance chromatic CRI>80. Optic in PC optic.



Supply

Driver included external toroidal (also in dimmable or DALI versions)  
Voltage 220-240V AC 50/60Hz.  
Temperature -40° +45°



Installation

Wall, ceiling and suspended.

Applications

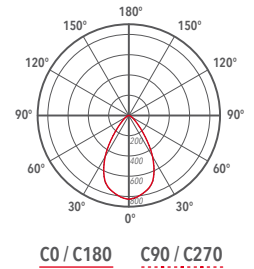
Industrial installations, Warehouses / deposits, Gyms

Size (mm)

Ø 290 x 163

Colour

Dark grey 4




Decay of the luminous flux

≥100.000 hr L85B15



Code	Source	Power	Lm (Output)	Lm (Tc=25°)	Temperature	CRI	Beams	Colour	Control
L00T14060BL40100	LED	100 W	15654 lm	17100 lm	4000 K	>80	60°	Dark grey	-
L00T14060DI40100	LED	100 W	15654 lm	17100 lm	4000 K	>80	60°	Dark grey	Dimmer
L00T14060DA40100	LED	100 W	15654 lm	17100 lm	4000 K	>80	60°	Dark grey	DALI

Accessories



Sodic-calcic glass with spacers  
LKITV00000000004



Wall/Ceiling kit  
LKITA00000000015



Fast connector IP 2 poles  
LKITA00000000017



Fast connector IP 3 poles  
LKITA00000000003



Cable with connector  
Ca. 2 m., Con 2 poles  
LKITA00000000040  
Ca. 2 m., Con 3 poles  
LKITA00000000041

LANZINI indicates the luminous flux of the luminaire in the catalogs with a tolerance of ± 10% respect to the indicated value. The total W indicates the total power absorbed by the LED + power supply system that does not exceed 10% of the indicated value.