

Product Name

Pitagora

Technical description

The innovative design, the wide range of optics and the quality of the materials make Pitagora an excellent solution for all urban furnishing needs. Body and pole connection in die-cast aluminum alloy UNI EN 1706 (Low copper content), double painting with polyester powder resistant to the salt fog. Stainless steel screws AISI 304. Tempered sodium-calcic glass, 5 mm thick. Guaranteed 91% transparency. LED light source (lumileds), colour temperature (4000 K). High coefficient of performance chromatic CRI>80. PCO optics.

Supply

Integrated driver, dimmer and DALI versions available on request
Voltage 220-240 VAC 50 / 60Hz. Operating temperature -40°+45°.

Installation

Can be installed with a pole-top or lateral mounting, from 40 mm to 60 mm diameter pole.
For bigger diameters is necessary to order a pole connection kit
Inclination Pole head 0° - 5° - 10° - 15° - 20°.

Control System

- ON-OFF:** fixed non-dimmable
- MV:** Automatic dimming (virtual midnight) with default profile
- DALI:** DALI 2 digital dimmer interface
- DI:** 1-10V analogue dimmer interface
- NEMA:** possibility to apply NEMA IP66 connector

Life

≥ 100.000hr L90B10

Applications

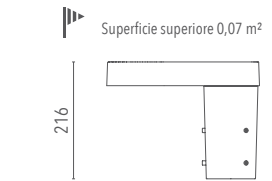
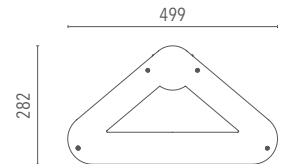
Parkings, Parks, Squares, Pedestrian Zones, Bike Trails

Size (mm)

499 x 216 x 282

Colour

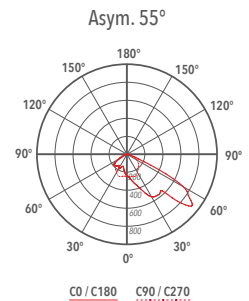
Dark grey 4



Superficie superiore 0,07 m²

Superficie laterale 0,01 m²

Ø Palo : 40 - 60 mm
Ø Pole : 40 - 60 mm



C0 / C180 C90 / C270



Code	Source	Power	Lm (Output)	Lm (Tc=25°)	Temperature	CRI	Beams	Colour	Control
L00PI40S8LP40020	LED	20 W	1939 lm	3600 lm	4000 K	>80	S8	Dark grey	ON/OFF Dimmer
L00PI40S8FP40020	LED	20 W	1939 lm	3600 lm	4000 K	>80	S8	Dark grey	DALI

Accessories



Fast connector IP 2 poles LKITA00000000017
Fast connector IP 3 poles LKITA00000000003
Fast connector IP 4 poles LKITA00000000018
Fast connector IP 5 poles LKITA00000000103
Pole connection Ø 60-80mm LKITA00000000064

Lanzini indicates the luminous flux of the luminaire in the catalogs with a tolerance of ± 10% respect to the indicated value. The total W indicates the total power absorbed by the LED + power supply system that does not exceed 10% of the indicated value.