

Product Name

# Gm

(External driver)

Technical description

Gm is the smallest version of floodlight "G", which maintains the essential line and robustness. Ideal for replacing the old 250W iodide lamps, Gm fully represents Lanzini's new technical design. Body in die-cast aluminum alloy UNI EN 1706 (Low copper content) painted with polyester powder. Supplied with inox bracket and goniometer in technopolymer with anti-rotation block in die-cast aluminum. Stainless steel screws AISI 304. Tempered glass sodium-calcium type, 5 mm thickness, 91% transparency is guaranteed. Silicone gaskets. LED light source (lumileds), colour temperature (4000 K Neutral White). High coefficient of performance chromatic CRI>80. Optic optical PC.

Supply

External driver in ON-OFF, dimmable o DALI versions. Possibility to remote the driver for special applications. Input voltage 220 - 240 V AC 50/60 Hz. Temperature -40° +45°

Installation

Wall and ceiling

Applications

Commercial areas, Industrial areas, Sport facilities, Assembling areas, Street and subway

Size (mm)

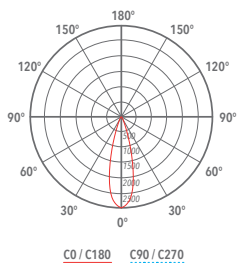
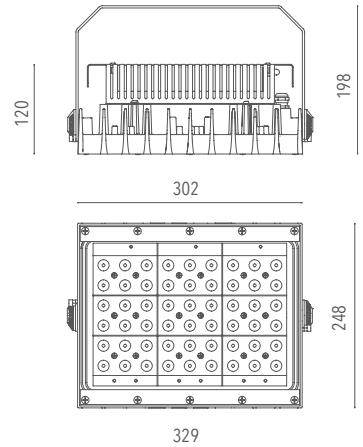
329 x 248 x 120

Colour

Dark grey **4**

Decay of the luminous flux

≥100.000 hr L85B15



Code	Source	Power	Lm (Output)	Lm (Tc=25°)	Temperature	CRI	Beams	Colour	Control
<b>L00GM4030BL40165</b>	LED	165 W	23996 lm	26400 lm	4000 K	>80	30°	Dark grey	-
<b>L00GM4030DI40165</b>	LED	165 W	23996 lm	26400 lm	4000 K	>80	30°	Dark grey	Dimmer
<b>L00GM4030DA40165</b>	LED	165 W	23996 lm	26400 lm	4000 K	>80	30°	Dark grey	Dali


Accessories



Connection kit for slotted cable trays 100 mm  
LKITA00000000007



Connection kit for slotted cable trays 200 mm  
LKITA00000000008



Connection kit for slotted cable trays 300 mm  
LKITA00000000009



Fast connector IP 2 poles  
LKITA00000000017



Fast connector IP 3 poles  
LKITA00000000003



Pole connection B  
LKITA00000040109



Cable with connector  
Ca. 2 m., Con 2 poles  
LKITA00000000040  
Ca. 2 m., Con 3 poles  
LKITA00000000041



Laser pointer support kit  
LKITA00000000093

Lanzini indicates the luminous flux of the luminaire in the catalogs with a tolerance of ± 10% respect to the indicated value. The total W indicates the total power absorbed by the LED + power supply system that does not exceed 10% of the indicated value.